
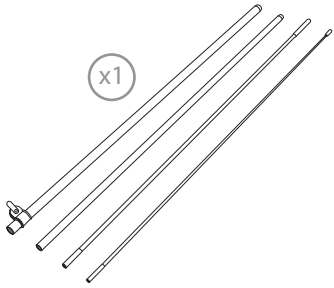
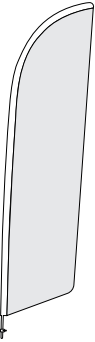


1. FLAG BANNER **CONTENT** AND GRAPHIC **PREPARATION**

**CONTENT**



Open the bag, check the content of the bag and take out all the pieces carefully.

To set-up the flag banner, you must first sew the printed fabric and the tensor rope (supplied separately) to the pole sheath.

GRAPHIC ATTACHMENT **BY SEWING**

2. SET UP THE **POLE** AND FIT **THE FLAG**

