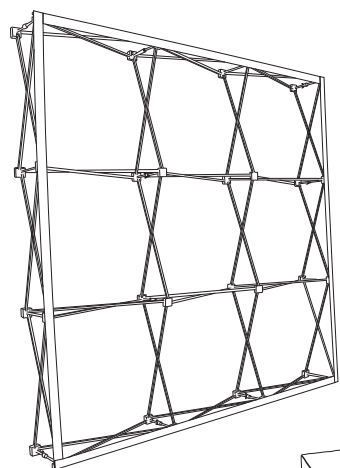


## 1. SET UP THE POP UP STRUCTURE



## CONTENT



x1



x1




x1


Open the bag, check the content of the bag and take out all the pieces carefully.

To set-up the Pop Up, first it is recommended to unfold its structure on the ground and not standing up until having attach the graphic, as shown in the next 2 steps below.

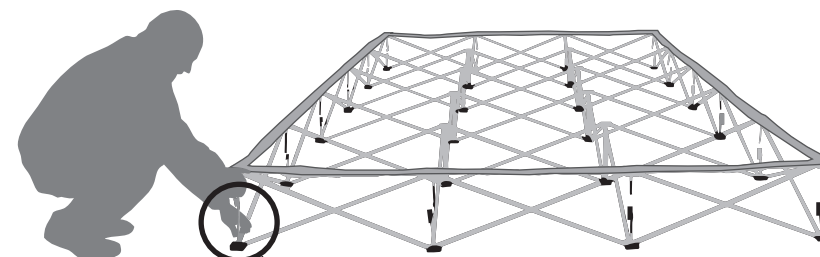
1



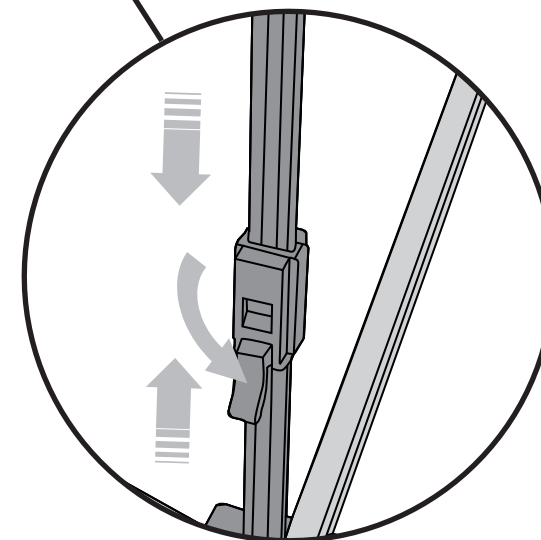
2



## 2. SET UP THE POP UP STRUCTURE




3





3. GRAPHIC ATTACHMENT



4. STANDING UP THE POP UP

